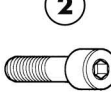


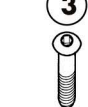
PORTAVALIGIA SPECIFICO - SPECIFIC CASE HOLDER  
 PORTE-VALISE SPECIFIQUE - SPEZIFISCHER KOFFER-TRÄGER  
 PORTA-EQUIPAJE ESPECIFICO


**YAMAHA VERSITY 300 2003**  
**MBK KILIBRE 300 2003**

ISTRUZIONI DI MONTAGGIO - MOUNTING INSTRUCTIONS  
 INSTRUCTIONS DE MONTAGE - BAUANLEITUNG - INSTRUCCIONES DE MONTAJE

①  
  
**SUPPORTO**  
 SUPPORT  
 SUPPORT  
 TRÄGER  
 SOPORTES  
**Q.TY n.2(dx-sx)**

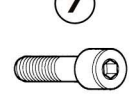
②  
  
**VITE TCEI M10x30mm**  
 SCREW M10x30mm  
 VIS M10x30mm  
 SCHRAUBE M10x30mm  
 TORNILLO M10x30mm  
**Q.TY n.2**

③  
  
**VITE TBEI M10x20mm**  
 SCREW M10x20mm  
 VIS M10x20mm  
 SCHRAUBE M10x20mm  
 TORNILLO M10x20mm  
**Q.TY n.4**


④  
  
**RONDELLA Ø10mm**  
*spaccata*  
 WASHER Ø10  
 RONDELLE Ø10  
 SCHEIBE Ø10  
 ARANDELA Ø10  
**Q.TY n.4**


⑤  
  
**V384**  
**DISTANZIALE Ø20x10**  
 foro 10,5mm  
 SPACER  
 ENTRETOISE  
 DISTANZSTUECK  
 DISTANCIADOR  
**Q.TY n.2**

⑥  
  
**RONDELLA Ø10mm**  
 WASHER Ø10mm  
 RONDELLE Ø10mm  
 SCHEIBE Ø10mm  
 ARANDELA Ø10mm  
**Q.TY n.6**

⑦  
  
**VITE TCEI M6x25**  
 SCREW M6x25  
 VIS M6x25  
 SCHRAUBE M6x25  
 TORNILLO M6x25  
**Q.TY n.4**

⑧  
  
**Z 621**  
**COPRIFORO**  
 BOLT CAP  
 CACHE TROU  
 STOPLOCK  
 TAPA AGUJERO  
**Q.TY n.6**


⑨  
  
**RONDELLA Ø6**  
 WASHER Ø6  
 RONDELLE Ø6  
 SCHEIBE Ø6  
 ARANDELA Ø6  
**Q.TY n.4**

⑩  
  
**DADO A.B. M6**  
 BOLT M6  
 ECROU M6  
 MUTTER M6  
 TUERCA M6  
**Q.TY n.4**

⑪  
  
**Z 126**  
**GOMMINO**  
 RUBBER  
 CAOUTCHOUC  
 GUMMI  
 GOMA  
**Q.TY n.4**

⑫  
  
**Z 667**  
**PIASTRA**  
 PLATE  
 PLATINE  
 PLATTE  
 PLETINA  
**Q.TY n.1**

⑬  
  
**Z 873**  
**TAPPO ANTIFURTO**  
 ANTI-THFT CAP  
 BOUCHON ANTIVOL  
 ANTI-DIEBSTAHL  
 TAPON ANTIRROBO  
**Q.TY n.1**

⑭  
  
**RONDELLA Ø6x18**  
 WASHER Ø6x18  
 RONDELLE Ø6x18  
 SCHEIBE Ø6x18  
 ARANDELA Ø6x18  
**Q.TY n.4**

