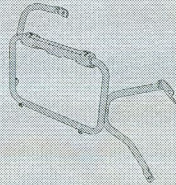












PL2105CAM

PORTAVALIGIE LATERALE SPECIFICO - SPECIFIC TUBULAR SIDE-CASE HOLDER - PORTE-VALISES LATÉRAUX SPÉCIFIQUE
 SPEZIFISCHES STAHLROHR-SEITENTRAEGER - PORTA MALETAS LATERALES ESPECÍFICO - TRONCO LADO ESPECÍFICO

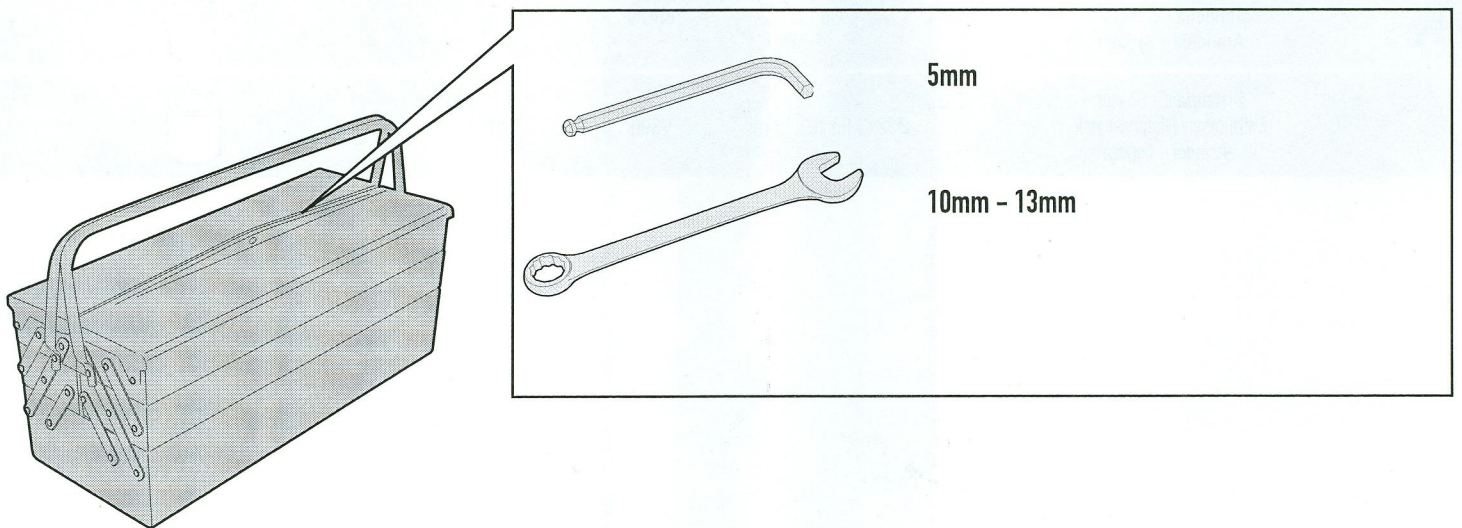
YAMAHA XT660Z TENERÉ (2008 - 2013)

N°	Descrizione	Caratteristiche	Codice	Quantità	
1	Supporto - Support - Support Halterung - Soporte - Apoio	-	-	2 (Dx,Sx)	
2	Ponte Posteriore - Rear Bridge - Pont Posterieure Verbindungsrohr - Puente Trasero - Ponte Traseira	-	-	1	
3	Vite - Screw Vis - Schraube Tornillo - Parafuso	TBEI M8x25	825TBEI	2	
4	Vite - Screw Vis - Schraube Tornillo - Parafuso	TEF M8x25	825TEF	2	
5	Vite - Screw Vis - Schraube Tornillo - Parafuso	TEF M6x16	616TEF	2	
6	Vite - Screw Vis - Schraube Tornillo - Parafuso	TE M8x65	865TE	2	
7	Dado - Bolt - Ecrou Mutter - Tuerca - Porca	Auto Bloccante Flangiato M6	6DADIABFN	2	
8	Dado - Bolt - Ecrou Mutter - Tuerca - Porca	Auto Bloccante Flangiato Ribassato M8	8DADIFN	6	
10	Rondella - Washer Rondelle - Scheibe Arandela - Arruela	Ø8	814RON	2	
11	Rondella - Washer Rondelle - Scheibe Arandela - Arruela	Ø8	8RON	2	
12	Distanziale - Spacer Entretoise - Distanzstueck Distanciador - Espaçador	Ø22x3 Foro 8.5mm	V396	2	

PL2105CAM

PORTAVALIGIE LATERALE SPECIFICO - SPECIFIC TUBULAR SIDE-CASE HOLDER - PORTE-VALISES LATÉRAUX SPÉCIFIQUE
SPEZIFISCHES STAHLROHR-SEITENTRAEGER - PORTA MALETAS LATERALES ESPECÍFICO - TRONCO LADO ESPECÍFICO

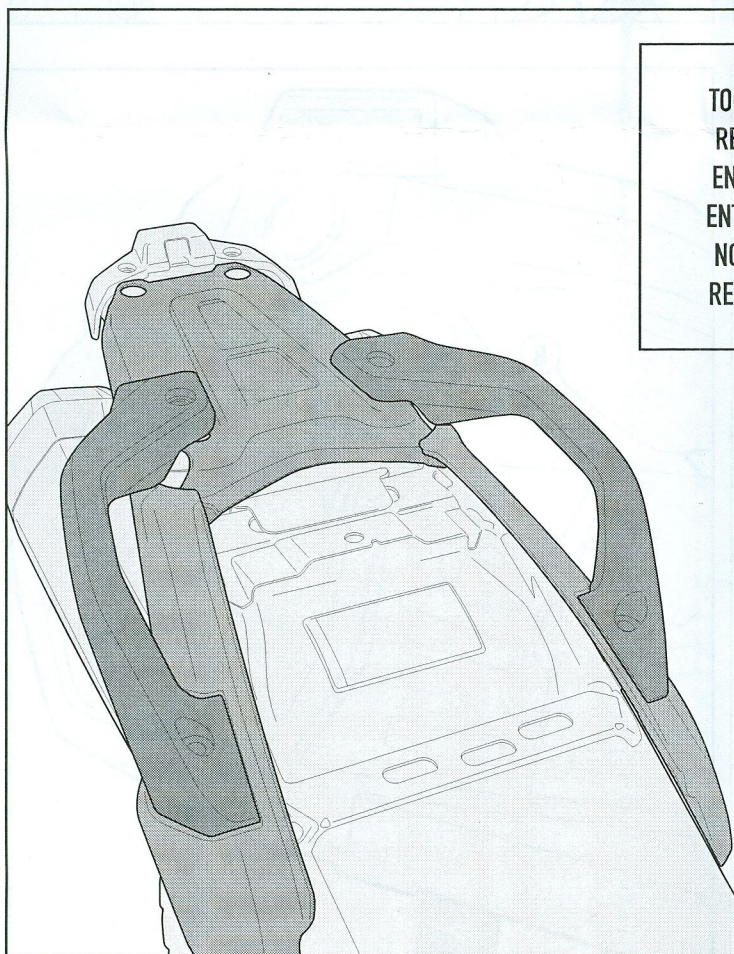
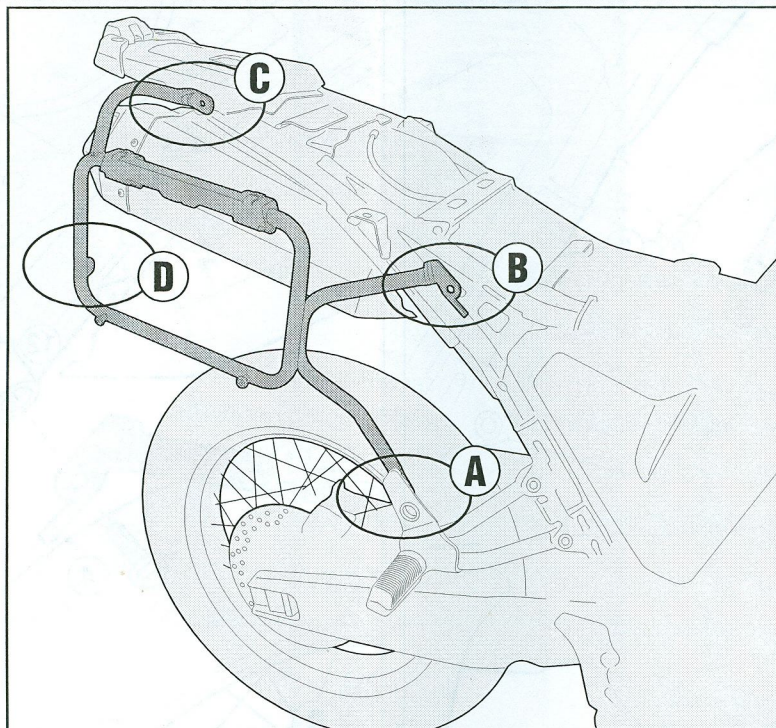
YAMAHA XT660Z TENERÉ (2008 - 2013)



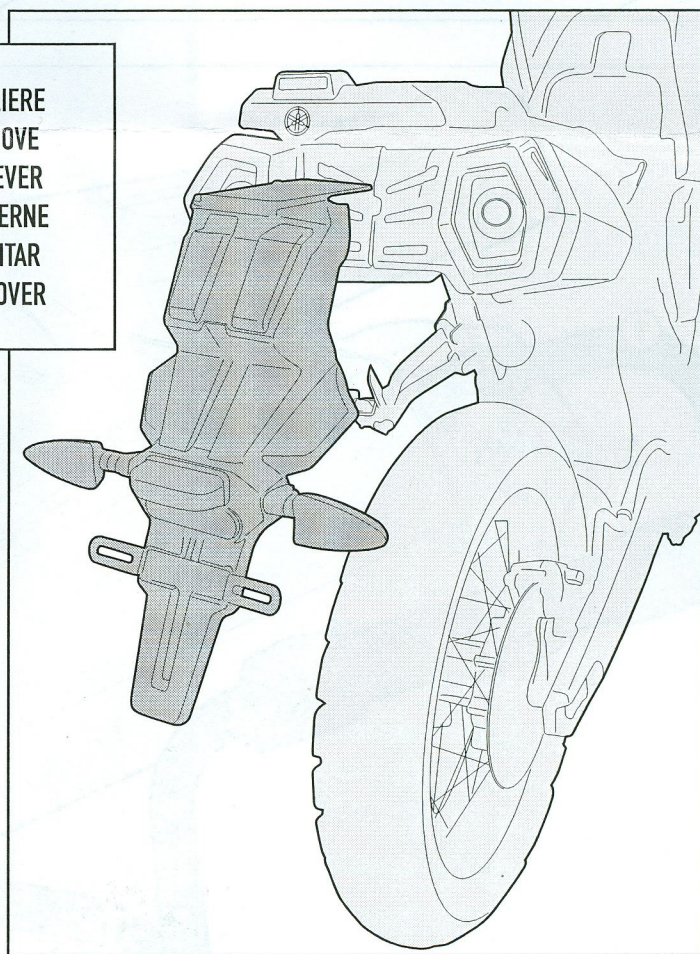
PL2105CAM

PORTAVALIGIE LATERALE SPECIFICO - SPECIFIC TUBULAR SIDE-CASE HOLDER - PORTE-VALISES LATÉRAUX SPÉCIFIQUE
SPEZIFISCHES STAHLROHR-SEITENTRAEGER - PORTA MALETAS LATERALES ESPECÍFICO - TRONCO LADO ESPECÍFICO

YAMAHA XT660Z TENERÉ (2008 - 2013)



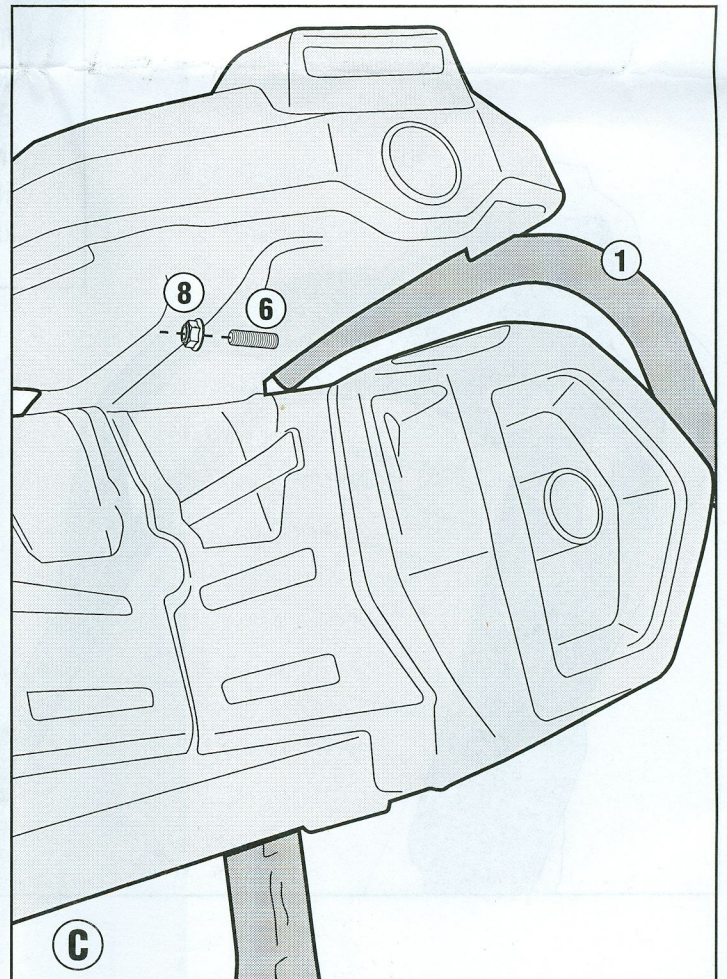
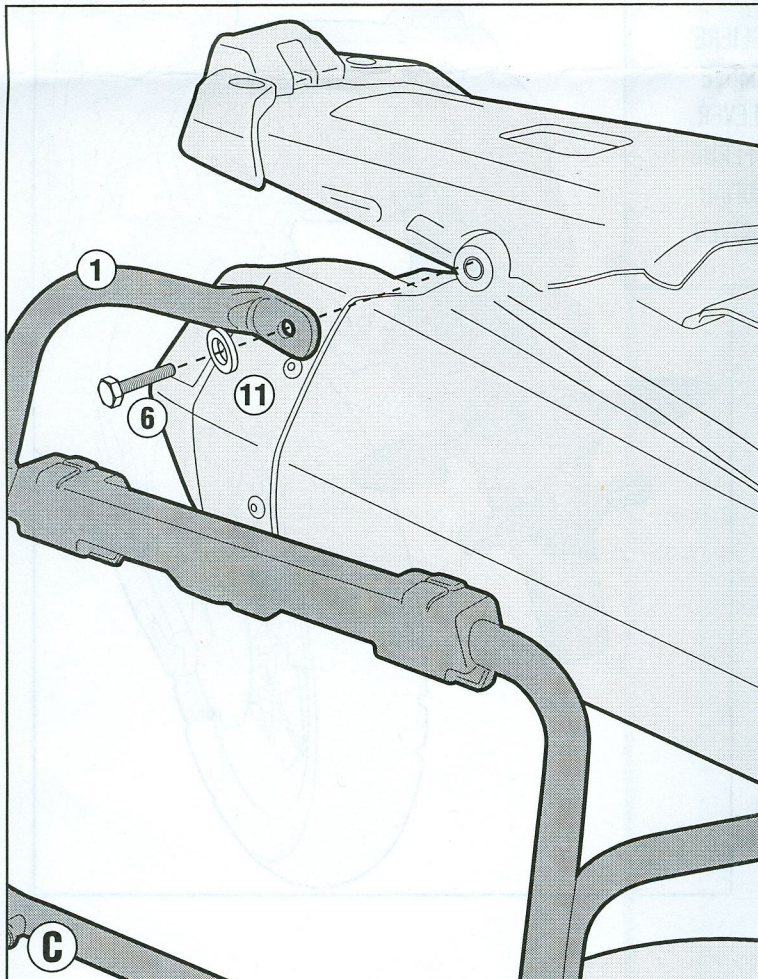
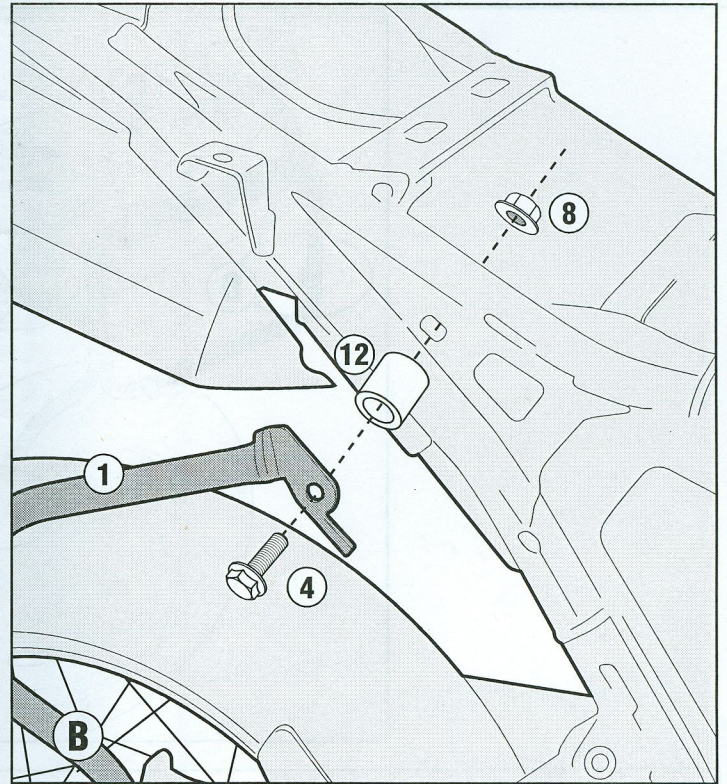
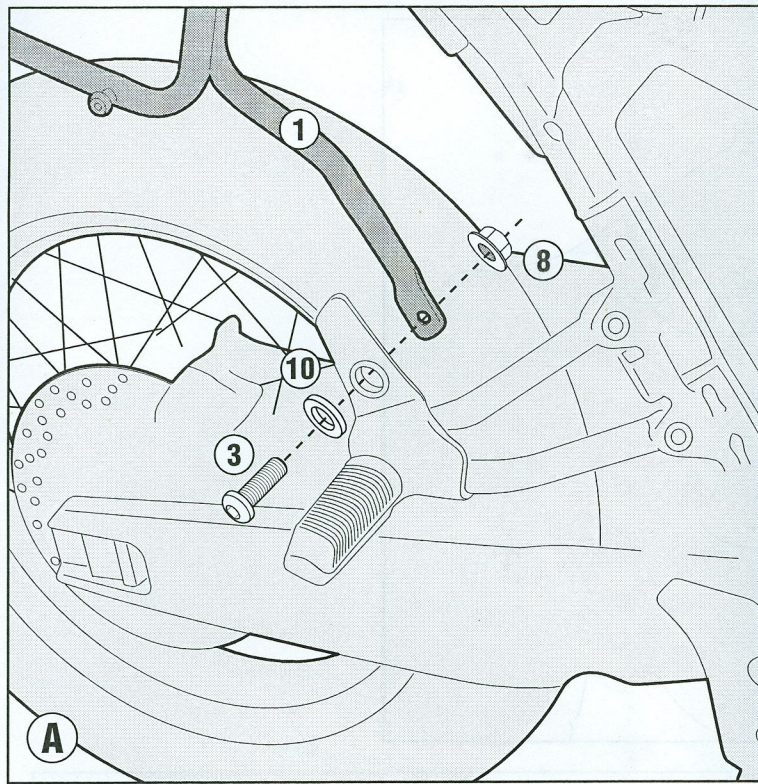
TOGLIERE
REMOVE
ENLEVER
ENTFERNE
NQUITAR
REMOVER



PL2105CAM

PORTAVALIGIE LATERALE SPECIFICO - SPECIFIC TUBULAR SIDE-CASE HOLDER - PORTE-VALISES LATÉRAUX SPÉCIFIQUE
SPEZIFISCHES STAHLROHR-SEITENTRAEGER - PORTA MALETAS LATERALES ESPECÍFICO - TRONCO LADO ESPECÍFICO

YAMAHA XT660Z TENERÉ (2008 - 2013)



PL2105CAM

PORTAVALIGIE LATERALE SPECIFICO - SPECIFIC TUBULAR SIDE-CASE HOLDER - PORTE-VALISES LATÉRAUX SPÉCIFIQUE
SPEZIFISCHES STAHLROHR-SEITENTRAEGER - PORTA MALETAS LATERALES ESPECÍFICO - TRONCO LADO ESPECÍFICO

YAMAHA XT660Z TENERÉ (2008 - 2013)

