

PORTAVALIGIA SPECIFICO - SPECIFIC TUBULAR CASE HOLDER
 PORTE-VALISE SPECIFIQUE - SPECIFISCHES STAHLROHR TRAEGER
 PORTA MALETA ESPECIFICO

HONDA WAVE 110i

ISTRUZIONI DI MONTAGGIO - MOUNTING INSTRUCTIONS
 INSTRUCTIONS DE MONTAGE - BAUANLEITUNG - INSTRUCCIONES DE MONTAJE

SR1114-KR1114

1

SUPPORTO LATERALE
 SIDE SUPPORT
 SUPPORT LATÉRAL
 SEITENLAGER
 SOPORTE LATERAL

Q.TY n.1

2

GL2165

SUPPORTO
 SUPPORT
 SUPPORT
 HALTERUNG
 SOPORTE

Q.TY n.2(dx-sx)

3

VITE TCEI M6x25mm
 SCREW
 VIS
 SCHRAUBE
 TORNILLO

Q.TY n.4

4

VITE TCEI M8x25mm
 SCREW
 VIS
 SCHRAUBE
 TORNILLO

Q.TY n.2

5


VITE TEF M8x40mm
 SCREW
 VIS
 SCHRAUBE
 TORNILLO

Q.TY n.2

6

DADO A.B. M8
 BUSH
 BOIT M8
 MUTTER M8
 TUERCA M8

Q.TY n.2



7

V752

DISTANZIALE 16x18
 foro Ø8.5
 SPACER
 ENTRETOISE
 DISTANZSTUECK
 SEPARADOR

Q.TY n.2

8

Z801

COPRIVITE Ø8mm
 SCREW CAP
 CACHE VIS
 VISKOPF
 TAPA TORNILLO



Q.TY n.2

10

PARTICOLARI INCLUSI NEL KIT VITERIA DELLA PIASTRA

COMPONENTS INCLUDED IN THE FITTING KIT OF THE PLATE
 PIÉCES INCLUES DANS LE KIT DE VIS DE LA PLATINE
 DIE EINZELENEN TEILE SIND BEI MONTAGEKIT DER PLATTE

Q.TY n.-



ATTENZIONE:
 PESO MASSIMO SOPPORTABILE
 6kg.

WARNING:
 MAX. LOADING 6Kg. (13lbs)

ATTENTION:
 CHARGE MAXIMALE 6Kg.

ACHTUNG:
 MAXIMALE BELASTUNG 6kg.

¡ATENCIÓN!
 CARGA MÁXIMA AUTORIZADA
 6kg.