



Fitting Instruction

Article-No. : 110T022 & 110T022T
Product : Rear Set
Manufacturer : Triumph
Model : TT 600 & Speed Four & Daytona 600

Important:

Read this instruction manual carefully and mind all warnings and tips. You should do this work only if you're qualified; otherwise we recommend this mounting to be done by a qualified workshop. Improperly mounting of this kit can reduce the driveability of the motorcycle and may be a risk to your health and life.

Special works are marked with the following signs. Please take special care on these works.



Warning! Important mounting instruction. It shows risks to your life and health.



Tips for mounting and maintenance or to avoid damage.

Fitting:

Remove stock rear sets. The following original parts will be used for your new rear set: Screws to fix the stay and the brake-light switch with its spring



Rear sets are premount but all screws are not tightened! Always use locknuts or proper amount of medium thread-locking adhesive (i.e. Loctite 243). All details of assembling are shown on the backside drawing. All parts are welded into their bags as they belong together.

The tightening torques for connections to the frame refers to the manufacturers' instructions. Use the following torques for all the other screwing:

M5	=	5 - 6Nm
M6	=	9 - 10Nm
M8	=	18 - 22Nm
M10	=	30 - 35Nm

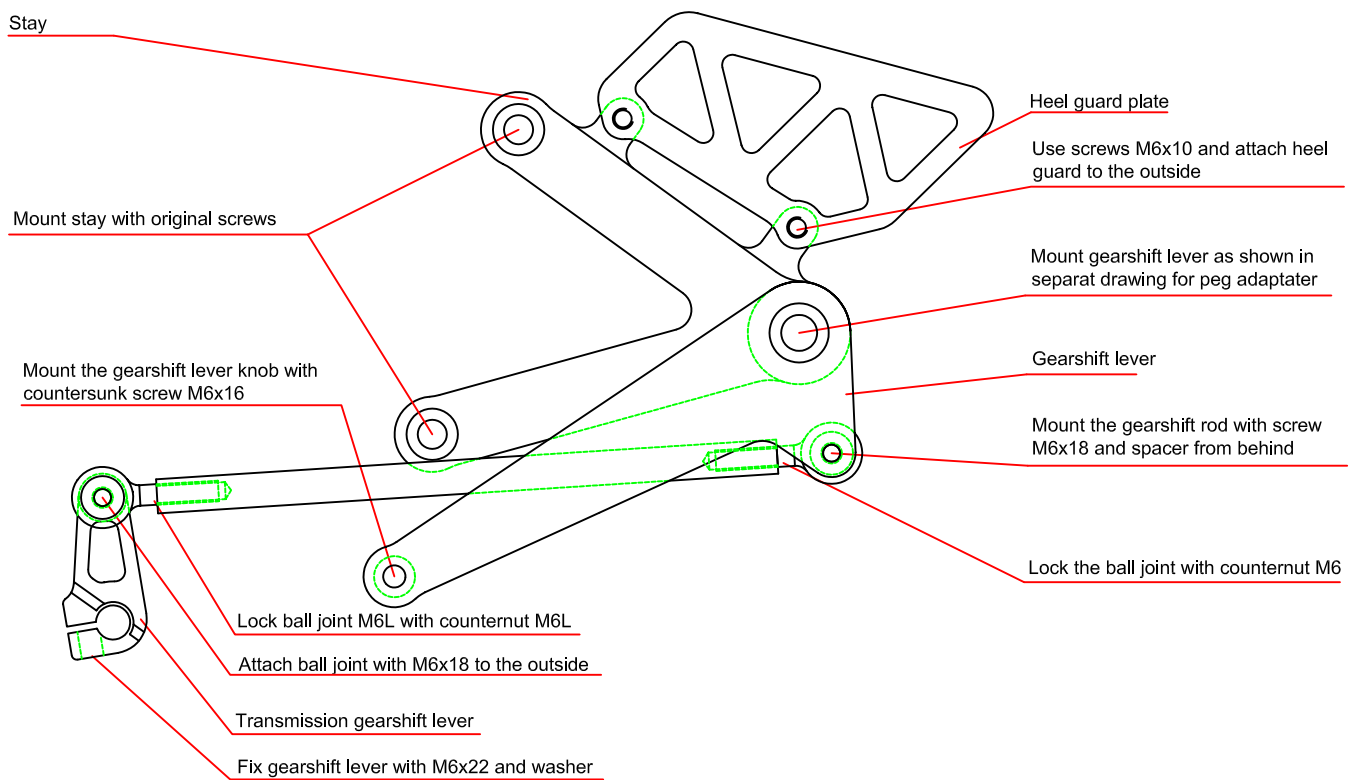
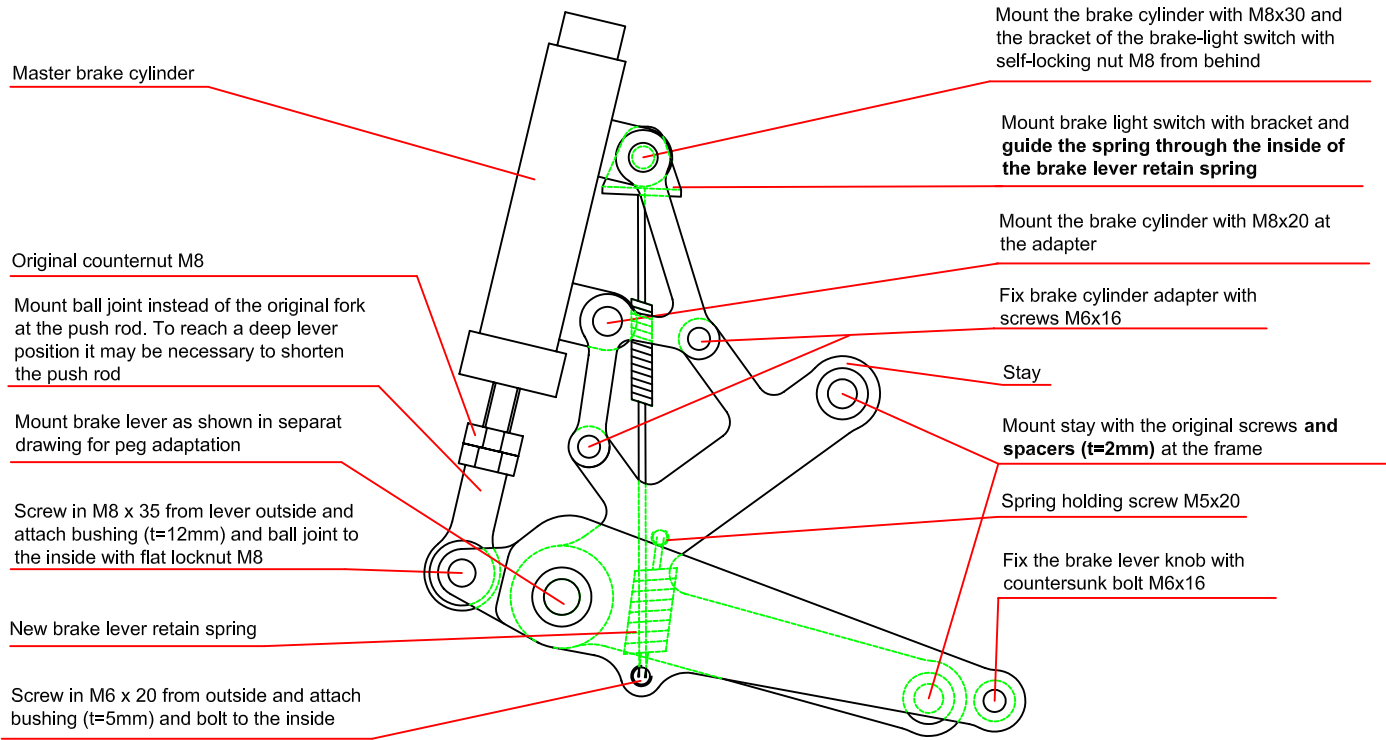


After installing your new rear set **test brake and gear shifting at low speed. If anything is not operating properly or braking efficiency is poor, testing at high speeds may result in death or serious injury!**

Maintenance:



Periodically proof all functions during service intervals. Use **particle free (no MoS₂)** Lithium-/Bariumgrease on soap base to maintain lever bushings.



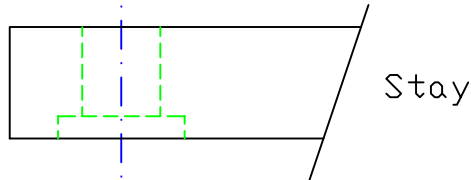
Schrauben-
sicherung
mittelfest
z.B.: Loctite 243

medium thread
locking adhesive
f.e. loctite 243

ULS M10x1.25x25

ULS M10x1.25x25

Grundplatte



Paßscheibe verwenden,
falls Hebel nicht
beweglich

If lever is blocked use
shim ring

Scheibe $\varnothing 25\text{mm}$

Washer $\varnothing 25\text{mm}$

Brems/ Schalthebel

Brake pedal/ Shifter

Scheibe $\varnothing 25\text{mm}$

Washer $\varnothing 25\text{mm}$

Fett

Grease

Klappbare/
starre Lagerung

Adaptation

