

MOTOPLASTIC, S.A.

Molí de la sal, 1 - 08403 Granollers (Barcelona) SPAIN

Tel. 34 93 849 06 33 - Fax 34 93 849 09 88

info@puig.tv - infousa@puig.tv

www.puig.tv - www.puigusa.com

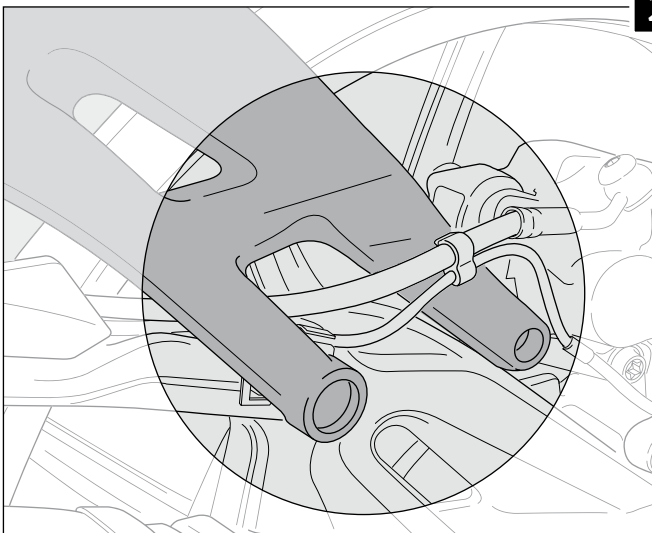
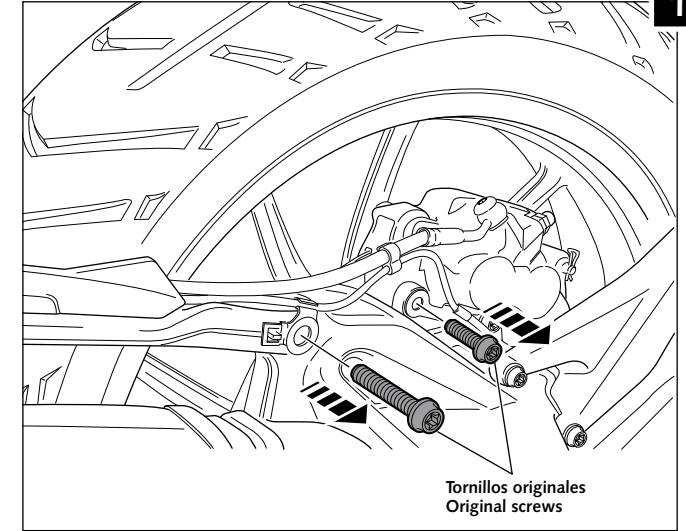
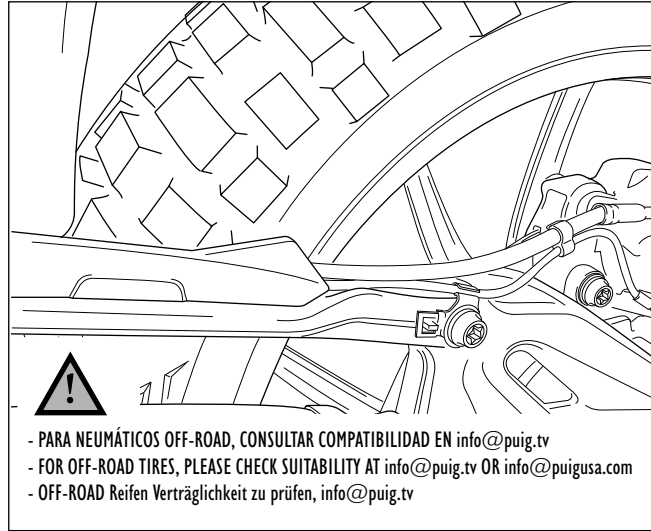
INSTRUCCIONES DE MONTAJE - MOUNTING INSTRUCTIONS - MONTAGEANLEITUNG












GUARDABARROS TRASERO ADAPTABLE A - REAR MUDGUARD ADAPTABLE TO -
HINTERRADABDECKUNG FÜR

BMW R1200GS LC 13'-14' - Adventure 14'

Ref.: 6352 J
(color negro/black colour)

Ref.: 6352 C
(color carbono/carbon look)



ID.	DESCRIPCIÓN	DESCRIPTION	QTY.
1	 Guardabarros	Mudguard	1
2	 Soporte aluminio	Support aluminum	1
3	 Silemblock	Well nut	3
4	 Tornillo Allen M5x11 ISO 7380	M5x11 ISO 7380 Allen screw	3
5	 Casquillo con valona M5	M5 bush with flange	3
6	 Arandela Grower DIN 127 M5	DIN 127 M5 Grower washer	3
7	 Tornillo Allen M8x40 DIN 912 12.9	M8x40 DIN 912 12.9 Allen screw	1
8	 Tornillo Allen M10x75 DIN 912 12.9	M10x75 DIN 912 12.9 Allen screw	1
9	 Casquillo Ø int. 10,5 Ø ext.-(1)15 x Ø ext.-(2)21x19,5	Arrowhead Ø inner 10,5 Øouter-(1)15 x Øouter-(2)21x19,5	1
10	 Casquillo de fricción IGUS Ø int. 15 x Ø ext. 17x15	Arrowhead IGUS Ø inner 15 x Ø ext 17x15	1
11	 Sellador tornillos Superglue 243 - 1 gr	Threadlocker Superglue 243 - 1 gr	1

MOTOPLASTIC, S.A.

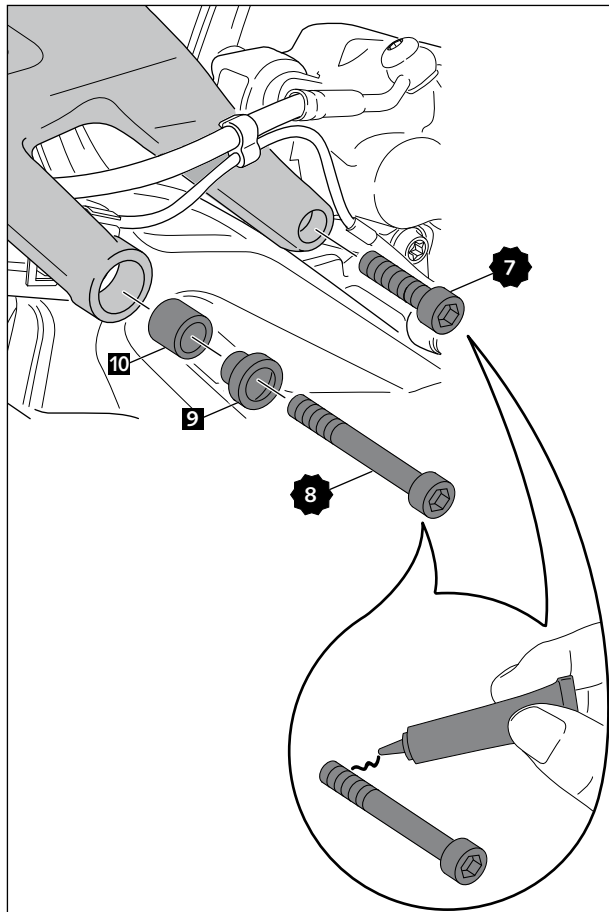
Molí de la sal, 1 - 08403 Granollers (Barcelona) SPAIN

Tel. 34 93 849 06 33 - Fax 34 93 849 09 88

info@puig.tv - infousa@puig.tv

www.puig.tv - www.puigusa.com

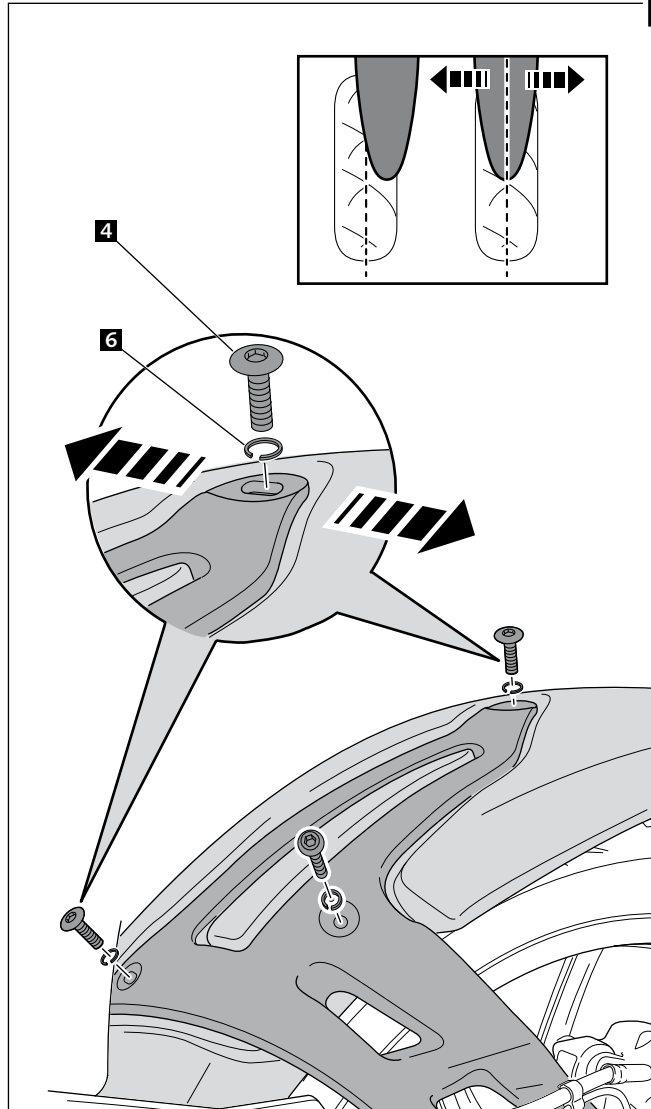
GUARDABARROS TRASERO ADAPTABLE A - REAR MUDGUARD ADAPTABLE TO - HINTERRADABDECKUNG FÜR BMW R1200GS LC 13'-14' - Adventure 14'



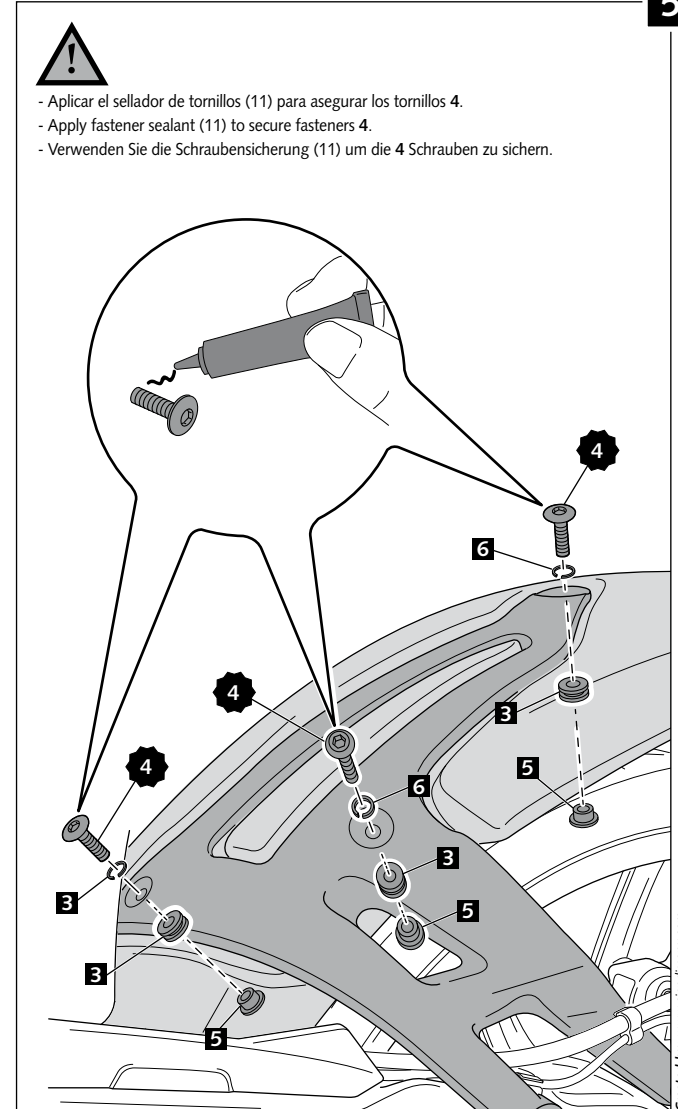
3



- Aplicar el sellador de tornillos (11) para asegurar los tornillos 7 y 8.
- Apply fastener sealant (11) to secure fasteners 7 and 8.
- Verwenden Sie die Schraubensicherung (11) um die 7 und 8 Schrauben zu sichern.



4



5



- Aplicar el sellador de tornillos (11) para asegurar los tornillos 4.
- Apply fastener sealant (11) to secure fasteners 4.
- Verwenden Sie die Schraubensicherung (11) um die 4 Schrauben zu sichern.